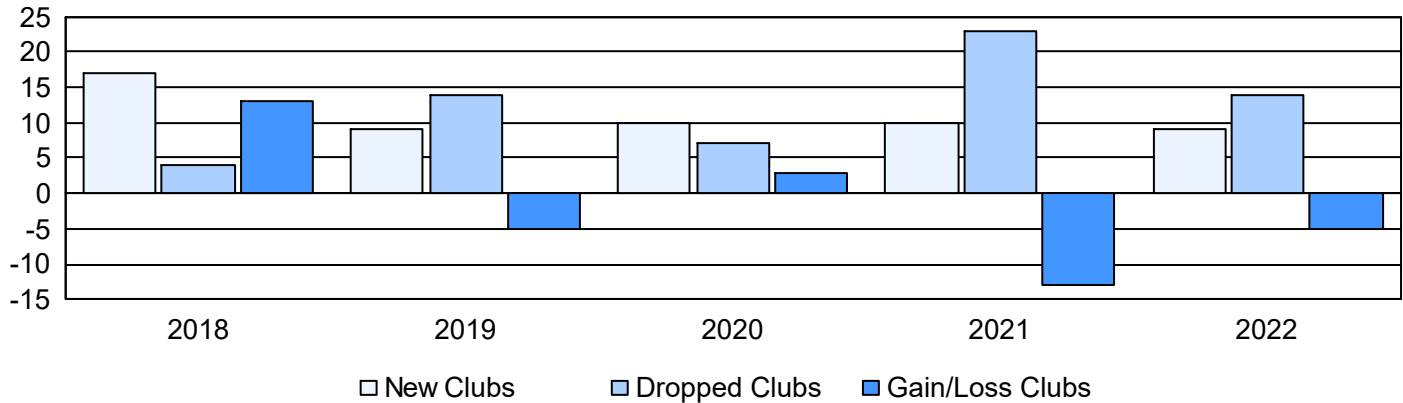
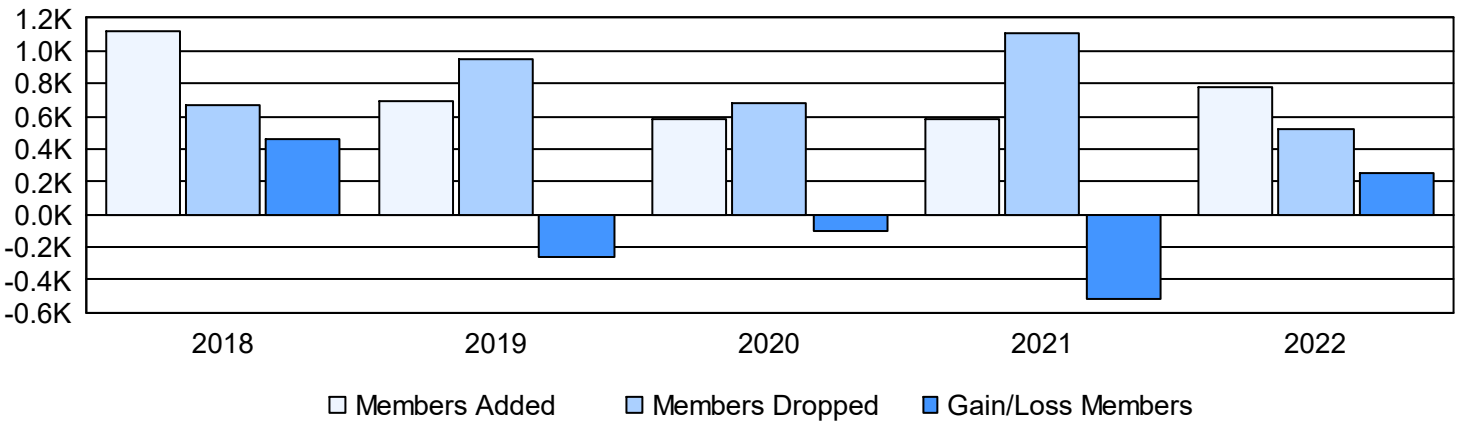


Year	New Clubs	Dropped Clubs	Gain/ Loss Clubs	New Members	Charter Members	Reinstate Members	Transfer Members	Total Member Added	Total Members Dropped	Gain/ Loss Members
2017-2018	17	4	13	669	390	57	5	1,121	666	455
2018-2019	9	14	-5	441	198	33	19	691	947	-256
2019-2020	10	7	3	325	238	19	1	583	685	-102
2020-2021	10	23	-13	311	233	21	19	584	1,106	-522
2021-2022	9	14	-5	449	247	69	8	773	520	253
<b>Average</b>	<b>11</b>	<b>12</b>	<b>-1</b>	<b>439</b>	<b>261</b>	<b>40</b>	<b>10</b>	<b>750</b>	<b>785</b>	<b>-34</b>

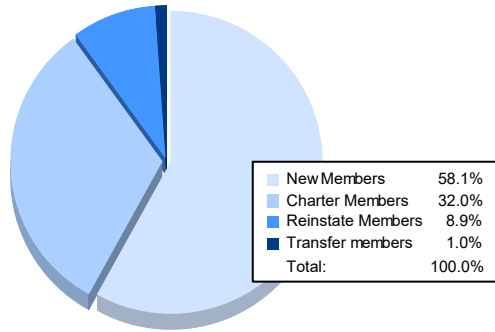
### Clubs



### Members



### Membership Composition June 2022 Cumulative



### Gender Composition June 2022 Cumulative

